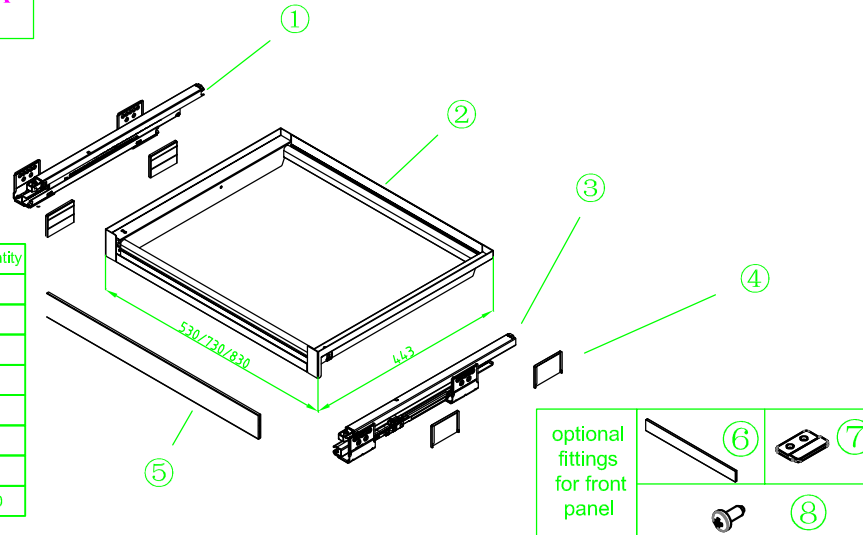


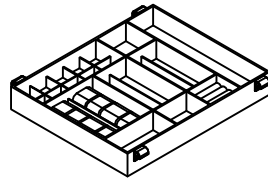
**Components of NAKA wardrobe frame**

No.	component	quantity
1	concealed slide, left	1
2	frame	1
3	concealed slide, right	1
4	plastic cover	4
5	PVC decorative plates	1
6	PVC inner strip	1
7	plastic clip	5
8	ST3.8*13	10




**Options for multifunctional accessories**

NAKA MULTIFUNCTIONAL LEATHER STORAGE BOX



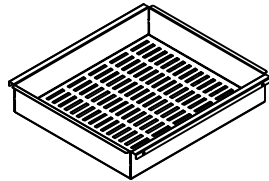
Specification: 600 800 900

NAKA SIMPLE STYLE TROUSERS RACK



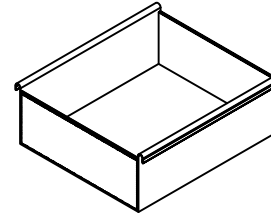
Specification: 600 800 900

NAKA BOARD TYPE STORAGE BOX




Specification: 600 800 900

NAKA LEATHER STORAGE BOX



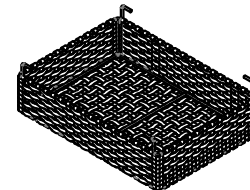
Specification: 600 800 900

NAKA BOARD TYPE SHOES RACK



Specification: 600 800 900

NAKA PVC RATTAN STORAGE BASKET



Specification: 600 800 900

**Component installation**

**1**

original size 20.5    adjustable size 20.5+A

Adjustable range  $\pm 1\text{mm}$

eg:  
cabinet width=600mm  
A=(cabinet width-564)/2  
remark:  $0 \leq A \leq 10$

**2**

minimum depth 440mm

256

$\geq 42$

**3**

**4**

**5**

**Front panel installation(optional)**

cabinet width	L1	L2
600	492	444
800	692	644
900	792	744

Size A is customized by customer

69.5, 57, 10-Ø2.5, A=6.5

**Components disassembly**

**Notes:**

1. Runner doesn't steadily or pulse? ---Please ensure against wood chips or other scrap fall into runner interior during installation.
2. Runner doesn't work smoothly? ---Please check bottom and back panel measurement is up to the mustard or not; bottom pannel and cabinet is regularity or not; and runners are vertical and horizontal or not.
3. Runner can not clip on? ---Please ensue the runner is on the correct hole position.
4. Frame can not close well? ---Please ensue the runner is on the correct hole position, and ensure the clamp well fix on.